

ART VILLAGE

Birthday Party Catalogue

DIY Projects

(604) 725 - 3267
artvillage.langley@gmail.com

20486 64 Ave #202, Langley, BC V2Y 1N4

BOOKING

How to Book a Private Event at Art Village



Host your custom, imaginative and creative art parties at Art Village!

The minimum number of students for the party is 6

6 - 9 students \$45 / 1.5-2 hour art project

10+ students \$40 / 1.5-2 hour art project

Additional 20mins before and after the party will be provided for set up and clean up. If you need more time in our space, it will be \$80/hour.

1. BROWSE

Check out our Sample Projects! Don't see a project that works with your theme? Art Village also offer group painting or custom projects.

2. REGISTER

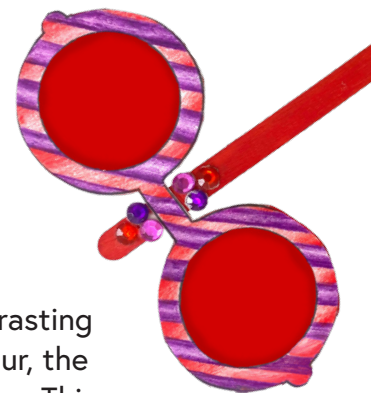
Find 'Contact Us' on our website: <https://www.artvillagelangley.com/contact> with the following information:

- Number of students
- Preferred date and time
- Choice of project

3. CONFIRMATION



Once everything is all set, we will need a non refundable deposit of 50%. The rest of the payment needs to be made before the party.

Our Sample Projects



1. ANAGLYPH

This project explores the effect of two overlaid images with tinted film in contrasting colours, typically red and blue. When the images are viewed through either colour, the corresponding colour will be cancelled out and only the opposite colour shows up. This project is particularly fun as students can choose to create hidden and/or "3D" images.



Students have the opportunity to create drawings using the principle of contrasting colours and design their own coloured glasses!

Our Sample Projects

2. DREAM GLOBES



With this more crafty project, students can explore the tactility of various media, such as paper, markers/ink, glitter, and glue to create an imaginative world. Everyone leaves with a one-of-a-kind dream globe!

Variations

We offer a variety of templates that best suit the season and themes of the party. From fishbowls to the traditional snowglobe, we ensure a fun artmarking experience for all!



Our Sample Projects



3. MIXED MEDIA PORTRAITS

Inspired by the youthful whimsy of Eva Armisen's work, students can create self-portraits using a mixed media approach of watercolour, paper crafts, acrylic paint, and more to create a bright and vivid self-portrait or portrait of a loved one!



This project is the perfect blend of introductory painting with arts and crafts!



Our Sample Projects

4. CRAFT DINOSAURS



Are you a fan of dinosaurs?

The Craft Dinosaurs project allows students to play and experiment with colour mixing, textures, and shapes through creating a dinosaur of their own!

A fun party activity for all ages!

These articulated dinosaurs come in Mighty T-rex or

